

Changing Use of Antibiotics in Community-Based Outpatient Practice, 1991–1999

Michael A. Steinman, MD; Ralph Gonzales, MD, MSPH; Jeffrey A. Linder, MD, MPH; and C. Seth Landefeld, MD

Background: Judicious use of antibiotics can slow the spread of antimicrobial resistance. However, overall patterns of antibiotic use among ambulatory patients are not well understood.

Objective: To study patterns of outpatient antibiotic use in the United States, focusing on broad-spectrum antibiotics.

Design: Cross-sectional survey in three 2-year periods (1991–1992, 1994–1995, and 1998–1999).

Setting: The National Ambulatory Medical Care Survey, a nationally representative sample of community-based outpatient visits.

Patients: Patients visiting community-based outpatient clinics.

Measurements: Rates of overall antibiotic use and use of broad-spectrum antibiotics (azithromycin and clarithromycin, quinolones, amoxicillin-clavulanate, and second- and third-generation cephalosporins). All comparisons were made between the first study period (1991–1992) and the final study period (1998–1999).

Results: Between 1991–1992 and 1998–1999, antibiotics were

used less frequently to treat acute respiratory tract infections, such as the common cold and pharyngitis. However, use of broad-spectrum agents increased from 24% to 48% of antibiotic prescriptions in adults ($P < 0.001$) and from 23% to 40% in children ($P < 0.001$). Use of broad-spectrum antibiotics increased across many conditions, increasing two- to threefold as a percentage of total antibiotic use for a variety of diagnoses in both adults and children. By 1998–1999, 22% of adult and 14% of pediatric prescriptions for broad-spectrum antibiotics were for the common cold, unspecified upper respiratory tract infections, and acute bronchitis, conditions that are primarily viral.

Conclusions: Antibiotic use in ambulatory patients is decreasing in the United States. However, physicians are increasingly turning to expensive, broad-spectrum agents, even when there is little clinical rationale for their use.

Ann Intern Med. 2003;138:525-533.

For author affiliations, see end of text.

See editorial comment on pp 605-606.

www.annals.org

Over the past decade, antibiotic resistance has increased substantially in the United States (1–3). In response, many experts have advocated a judicious approach to antibiotic use in both inpatient and outpatient settings (4–6). Such an approach may decrease community rates of antibiotic resistance, even to older drugs with long-standing histories of resistance (7, 8). Similarly, judicious use of potent newer agents may preserve their utility in the treatment of severe or complicated infections, forestalling the emergence of widespread resistance (9, 10).

In a landmark study, McCaig and Hughes (11) documented increasing outpatient use of amoxicillin and the cephalosporins between 1980 and 1992 in the United States. Over the past decade, several studies and interventions have focused on the excess use of antibiotics. However, only recently has increasing attention been paid to the type of agents being prescribed (12–14). As a result, relatively little is known about the impact of antibiotic prescribing choices on quality of care, health care costs, and antibiotic resistance.

In this study, we used a large, nationally representative sample of community-based physicians to evaluate outpatient antibiotic prescribing during the 1990s. First, we examined the ways in which patterns of antibiotic use have changed over the past decade, particularly among broad-spectrum agents such as azithromycin and clarithromycin, quinolones, amoxicillin-clavulanate, and second- and third-generation cephalosporins. Next, we determined the association between these patterns of use and clinical factors related to the need for broad-spectrum therapy.

METHODS

National Ambulatory Medical Care Survey

We used the National Ambulatory Medical Care Survey (NAMCS) to collect data on outpatient antibiotic use. We collapsed 6 survey years into three study periods (1991–1992, 1994–1995, and 1998–1999), combining data from consecutive years to add power to our analyses. The NAMCS is an annual sample of outpatient visits to office-based community physicians who are principally engaged in patient care. Patient care encounters in emergency departments or hospital-based clinics and visits outside the office (for example, house calls or nursing home visits) were not recorded. Visits were sampled by using a multi-stage clustered probability sample design based on geographic location, provider specialty, and visits within individual physician practices. When patient weights are used, these data can be extrapolated to the approximately 650 million community-based outpatient visits that occur in the United States each year (15). Participation in the survey ranged from 63% to 73% of invited practices, with different physicians and patients being surveyed each year (15, 16).

The NAMCS collected information on up to five (1991–1994) or six (1995–1999) medications prescribed for each patient at the conclusion of his or her visit, including both new and ongoing prescriptions. The NAMCS also collected data on up to three physician diagnoses related to the visit, including new diagnoses and ongoing medical conditions. All data, including demographic char-

Context

Indiscriminate use of antibiotics promotes the development of antibiotic-resistant strains of bacteria.

Contribution

This survey of patient visits to community-based clinics shows that antibiotic use for ambulatory infections, especially upper respiratory tract infections, decreased from 1991–1992 to 1998–1999. However, the use of broad-spectrum antibiotics rose over this period.

Implications

Efforts to encourage rational use of antibiotics should focus on which antibiotic to use as well as whether or not to use antibiotics.

—The Editors

acteristics, were recorded by the physician or by office staff completing the visit encounter form.

Design and Classification

We were interested in the use of oral and intramuscular antibiotics, but the NAMCS does not provide information on the route of drug administration. We therefore excluded patient visits to dermatologists and ophthalmologists because these specialists frequently prescribe topical antibiotics, which we could not distinguish from systemic forms of the same drugs. Visits to these specialists made up approximately 10% of patient encounters in each study period. Among the remaining sample, 60 252 visits were recorded in 1991–1992, 62 169 visits were recorded in 1994–1995, and 37 467 visits were recorded in 1998–1999. The smaller sample size in the last study period reflects a smaller number of visits surveyed by the NAMCS in those years.

We divided the remaining sample into patient visits that did and did not involve an antibiotic. Antimicrobial medications used by outpatients almost exclusively in topical or intravenous form, such as polymyxins and aminoglycosides, were not counted as antibiotics. We also did not count antimycobacterial medications as antibiotics because they are infrequently used for typical bacterial infections. Antibiotic use, according to these criteria, was recorded in 8208 sampled visits in 1991–1992, 7944 visits in 1994–1995, and 4200 visits in 1998–1999. In each study period, 3% to 4% of these visits involved the use of more than one antibiotic. In total, there were 8514 antibiotic prescriptions in 1991–1992, 8308 antibiotic prescriptions in 1994–1995, and 4406 antibiotic prescriptions in 1998–1999.

For the purposes of this study, we defined broad-spectrum agents as azithromycin and clarithromycin, quinolones, amoxicillin–clavulanate, and second- and third-generation cephalosporins (17). Many of the broad-spectrum agents we studied were introduced more recently

than narrow-spectrum ones. All nine narrow-spectrum agents that made up at least 2% of total antibiotic prescriptions in any study period received U.S. Food and Drug Administration approval before 1979. Among broad-spectrum agents that made up at least 2% of total antibiotic prescriptions, Food and Drug Administration approval was granted between 1979 and 1984 for amoxicillin–clavulanate, cefaclor, and cefuroxime; in 1987 for ciprofloxacin; in 1991 for azithromycin, cefprozil, and clarithromycin; and in 1996 for levofloxacin (Bergman E. Personal communication. Publically available data from the Tufts Center for the Study of Drug Development's approved products database).

Patients were considered to have a common infectious condition if the corresponding International Classification of Diseases, Ninth Revision, Clinical Modification (ICD-9-CM) code appeared as the first, second, or third diagnosis for that visit (18). Diagnoses included nasopharyngitis (the common cold) or upper respiratory tract infection not otherwise specified (ICD-9-CM codes 460, 465); acute or chronic sinusitis (ICD-9-CM codes 461, 473); pharyngitis and streptococcal sore throat (ICD-9-CM codes 462, 34.0); suppurative or nonsuppurative otitis media (ICD-9-CM codes 381.0–381.4, 382); acute or acute-on-chronic bronchitis and bronchiolitis (ICD-9-CM codes 466, 490, 491.21); acute tonsillitis, laryngitis, and tracheitis (ICD-9-CM codes 463–464); bacterial or unspecified pneumonia (ICD-9-CM codes 481–483, 485–486); urinary tract infection or acute or unspecified cystitis (ICD-9-CM codes 599.0, 595.0, 595.9); cellulitis, carbuncle, or furuncle (ICD-9-CM codes 680–682); prostatitis or pelvic inflammatory disease (ICD-9-CM codes 601, 614); and sexually transmitted diseases, including syphilis, gonococcal infections, and other venereal infections (ICD-9-CM codes 90–99, 647.0–647.2). In each study period, 11% to 13% of patients who were prescribed antibiotics received a diagnosis of more than one of these infectious conditions. To prevent confusion over which disease was treated by the listed antibiotics, we excluded these patients from the diagnosis-specific analyses. Among adults with a single diagnosis of an infectious disease, there were 1657 visits for the common cold and unspecified upper respiratory tract infections, 2652 visits for sinusitis, 963 visits for pharyngitis, 908 visits for otitis media, 1674 visits for acute bronchitis, and 1636 visits for urinary tract infection over the entire study period. Among children, there were 1976 visits for the common cold and unspecified upper respiratory tract infections, 651 visits for sinusitis, 1120 visits for pharyngitis, 3107 visits for otitis media, and 625 visits for acute bronchitis.

Statistical Analysis

We analyzed overall antibiotic use for a given patient at the level of the patient visit. Individual prescriptions were analyzed at the level of the antibiotic prescription. For example, a patient visit involving amoxicillin and cipro-

floxacin would be counted twice, once for each medication. We did not account for clustering of more than one antibiotic in a single visit because only 3% to 4% of visits at which an antibiotic was prescribed in each period involved more than one antibiotic.

To make our point estimates nationally representative, we used patient weights, which weight each visit's contribution in inverse proportion to the likelihood of that visit being sampled from all community-based visits (15, 19). Patient weight can be interpreted as the number of visits in the population that the sampled visit represents. To adjust for the effects of survey design on standard errors, we clustered our analyses at the level of the physician. This accounts for correlation among outcomes sampled from the same physician and increases the standard errors to account for weighting and clustering within physicians. Identifiers of the true primary sampling unit (county or county equivalent) were not available to the public at the time this study was performed and therefore could not be used in our analyses. As a result, the calculated variances and point estimates in our analyses may differ slightly from those in analyses that incorporate both the primary and secondary sampling units.

We conducted all analyses using the design-based *F* test, comparing the first study period (1991–1992) with the final study period (1998–1999). This test is based on the Pearson chi-square statistic for two-way tables but uses the second-order Rao and Scott correction to adjust for effects of the survey design.

All analyses were performed by using Intercooled Stata, version 6.0 (Stata Corp., College Station, Texas). *P* values less than 0.05 were considered statistically significant. The Committee on Human Research of the University of California, San Francisco, approved the study.

Role of the Funding Sources

The funding sources had no role in the collection, analysis, or interpretation of the data or in the decision to submit the manuscript for publication.

RESULTS

Overall Antibiotic Use

The annual number of outpatient visits ranged from 599 million in 1991 to 746 million in 1998. Between 1991–1992 and 1998–1999, the proportion of visits that involved an antibiotic prescription decreased from 13% to 10% among adults ($P < 0.001$) and from 33% to 22% among children ($P < 0.001$). As a result, the total number of antibiotic prescriptions per year changed from 230 million prescriptions in 1991–1992 to 190 million prescriptions in 1998–1999.

These changes partially reflect a decrease in visits for common infectious conditions, which declined from 19% to 16% of total outpatient visits ($P < 0.001$). In addition, fewer common infectious conditions were treated with an antibiotic (Figures 1 and 2). Among adults, the frequency

of antibiotic prescribing decreased from 1991–1992 to 1998–1999 for the common cold and unspecified upper respiratory tract infections (56% vs. 43% of patient visits; $P = 0.011$), pharyngitis (78% vs. 64% of patient visits; $P = 0.02$), and acute bronchitis (76% vs. 59% of patient visits; $P < 0.001$). Among children, the frequency of antibiotic prescribing decreased for the common cold and unspecified upper respiratory tract infections (41% vs. 21% of patient visits; $P < 0.001$) and pharyngitis (73% vs. 54%; $P = 0.002$) and trended toward a decrease for otitis media (78% vs. 72%; $P = 0.08$) and acute bronchitis (78% vs. 68%; $P = 0.091$). However, despite decreases in the frequency of antibiotic treatment of these conditions, nonpneumonic acute respiratory tract infections (the common cold and nonspecific upper respiratory tract infections, pharyngitis, otitis media, sinusitis, acute bronchitis, laryngitis, acute tonsillitis, and tracheitis) accounted for 47% to 56% of adult and 75% to 80% of pediatric antibiotic prescriptions in each study period.

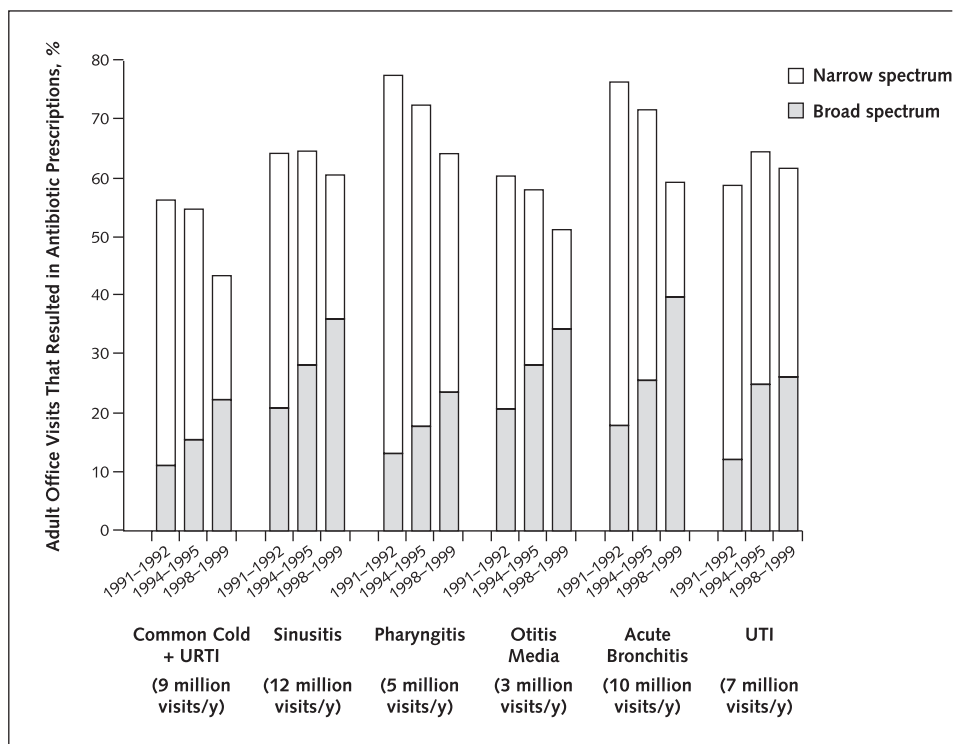
Broad-Spectrum Antibiotic Use

Over the decade, use of broad-spectrum agents doubled among adults, from 24% to 48% of antibiotic prescriptions ($P < 0.001$). Azithromycin and clarithromycin increased from 2% to 13% of adult prescriptions ($P < 0.001$), quinolones increased from 8% to 16% ($P < 0.001$), amoxicillin–clavulanate increased from 4% to 6% ($P < 0.001$), and second- and third-generation cephalosporins remained stable at 11% to 12% ($P > 0.2$). Among children, broad-spectrum antibiotic use increased from 23% to 40% of antibiotic prescriptions ($P < 0.001$), azithromycin and clarithromycin increased from less than 1% to 13% ($P < 0.001$), amoxicillin–clavulanate increased from 6% to 11% ($P < 0.001$), and second- and third-generation cephalosporins remained stable at 16% to 15% ($P > 0.2$). Quinolones, which are usually contraindicated in children because of potential cartilage toxicity, made up 1% or less of pediatric prescriptions.

Use of broad-spectrum agents increased across a range of adult and pediatric age groups. Among adults, use of broad-spectrum agents approximately doubled in all age groups, from 21% to 43% of antibiotic prescriptions in those 18 to 39 years of age, from 25% to 52% in those 40 to 59 years of age, and from 28% to 49% in those 60 years of age and older ($P < 0.001$ for each age group). Among children, broad-spectrum antibiotic use increased from 26% to 40% of antibiotic prescriptions in those younger than 1 year of age, from 25% to 44% in those 1 to 5 years of age, and from 19% to 36% in those 6 to 17 years of age ($P < 0.01$ for each age group).

Use of broad-spectrum antibiotics also increased across a wide range of infections (Figures 1 and 2). Among adults, use of these agents (as a percentage of total antibiotic use) increased approximately two- to threefold for all diagnoses shown in Figure 1 (for pharyngitis, $P = 0.002$; for all other conditions, $P < 0.001$). Among children, use

Figure 1. Antibiotic prescribing among adults between 1991–1992 and 1998–1999.



Overall use of antibiotics decreased in adult visits for the common cold and unspecified upper respiratory tract infections (*URTIs*) ($P = 0.011$), for pharyngitis ($P = 0.02$), and for acute bronchitis ($P < 0.001$). Among adults receiving an antibiotic, broad-spectrum agents made up an increased proportion of antibiotic prescriptions for each condition shown (for pharyngitis, $P = 0.002$; for all other conditions, $P < 0.001$). (Results are shown at the level of the patient visit: Broad spectrum indicates visits involving at least one broad-spectrum antibiotic; narrow spectrum indicates visits involving only narrow-spectrum agents.) The mean number of visits occurring annually during the study period is shown for each condition. UTI = urinary tract infection.

of broad-spectrum antibiotics increased for each diagnosis shown in Figure 2 (for common cold and unspecified upper respiratory tract infections, sinusitis, and bronchitis, $P \leq 0.001$; for pharyngitis, $P = 0.004$; for otitis media, $P = 0.044$).

To evaluate the clinical appropriateness of broad-spectrum antibiotic use, we examined a condition for which antibiotic resistance has been well described (urinary tract infections) and a predominantly viral group of conditions for which antibiotics have little utility (colds and unspecified upper respiratory tract infections) (Figure 3). For each infection, adult use of broad-spectrum agents more than doubled ($P < 0.001$ for change over time). Quinolone use increased from 17% to 35% of antibiotics used to treat urinary tract infections ($P < 0.001$) and from less than 1% to 13% of antibiotics used to treat the common cold and unspecified upper respiratory tract infections ($P < 0.001$). Use of azithromycin and clarithromycin also increased from 1% to 16% of prescriptions for the common cold and unspecified upper respiratory tract infections ($P < 0.001$). Among children, use of broad-spectrum antibiotics increased for otitis media ($P = 0.044$) and more than doubled for the common cold and unspecified upper respiratory tract infections ($P < 0.001$).

In 1998–1999, nonpneumonic acute respiratory tract

infections accounted for 54% of adult and 77% of pediatric prescriptions for broad-spectrum antibiotics. Among adults, the common cold and unspecified upper respiratory tract infections accounted for 7% of broad-spectrum antibiotic prescriptions, and sinusitis and acute bronchitis accounted for another 15% each. Among children, 8% of broad-spectrum agents were given for the common cold and unspecified upper respiratory tract infections; in addition, 9% were given for sinusitis, 6% were given for acute bronchitis, and 27% were given for otitis media. In both adults and children, nonpneumonic acute respiratory tract infections accounted for at least two thirds of prescriptions for azithromycin and clarithromycin, amoxicillin-clavulanate, and second- and third-generation cephalosporins. Nonpneumonic acute respiratory tract infections accounted for only 31% of adult quinolone use, although the proportion of adult quinolone use accounted for by urinary tract infections was even lower (17%).

In 1991–1992, broad-spectrum antibiotics made up 21% to 26% of antibiotic prescriptions in all regions of the United States ($P > 0.2$ for difference between regions). By 1998–1999, use of these agents varied substantially by region, making up 37% of antibiotic prescriptions in the Midwest, 40% in the West, 49% in the Northeast, and 52% in the South ($P < 0.001$). Similarly, rates of broad-

spectrum antibiotic use were almost identical in urban versus rural settings in 1991–1992 (23% vs. 24% of prescriptions) but diverged substantially by the end of the decade (47% vs. 38% of prescriptions).

DISCUSSION

Antibiotics are among medicine's most powerful tools. However, their popularity is their Achilles' heel. The more frequently antibiotics are used, the more they promote the bacterial resistance that undercuts their effectiveness (9). As a result, physicians can be tempted to use newer and broader-spectrum agents, thereby fueling the expanding cycle of resistance (2, 14, 20).

Our study shows some encouraging signs. Overall, community-based outpatient physicians prescribed substantially fewer antibiotics over the course of the 1990s, particularly among children. Moreover, antibiotics are being used less often for illnesses for which they have limited utility, such as upper respiratory tract infections and acute bronchitis. This may reflect the success of many recent educational interventions to discourage unnecessary antibiotic use.

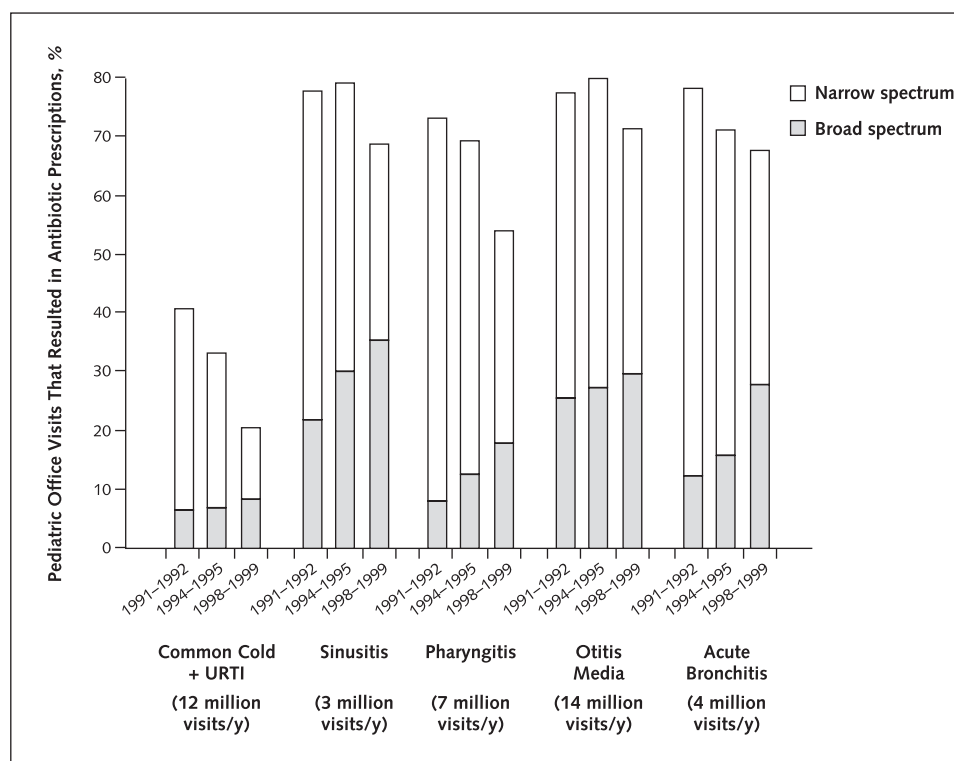
However, there is also reason for concern. When community-based physicians decide to use an antibiotic, they

increasingly turn to broad-spectrum agents, such as azithromycin and clarithromycin, quinolones, and amoxicillin-clavulanate, and have maintained steady use of second- and third-generation cephalosporins. By 1998–1999, these broad-spectrum agents made up 5 of the 10 most commonly prescribed antibiotics in community-based outpatient practice. For many nonpneumonic acute respiratory tract infections, broad-spectrum antibiotics provide little clinical advantage over narrow-spectrum agents or no antibiotic therapy at all (21–29). However, these are the conditions for which broad-spectrum agents are most often used.

Because they are largely protected by patent and exclusivity laws that prevent generic competition, broad-spectrum antibiotics have substantial direct costs. In 1999, the average wholesale price of the five most common broad-spectrum drugs exceeded \$50 for a typical 7-day adult course. In contrast, the price of the five most common narrow-spectrum drugs (all of which had generic competition) averaged less than \$5 per 7-day course (30).

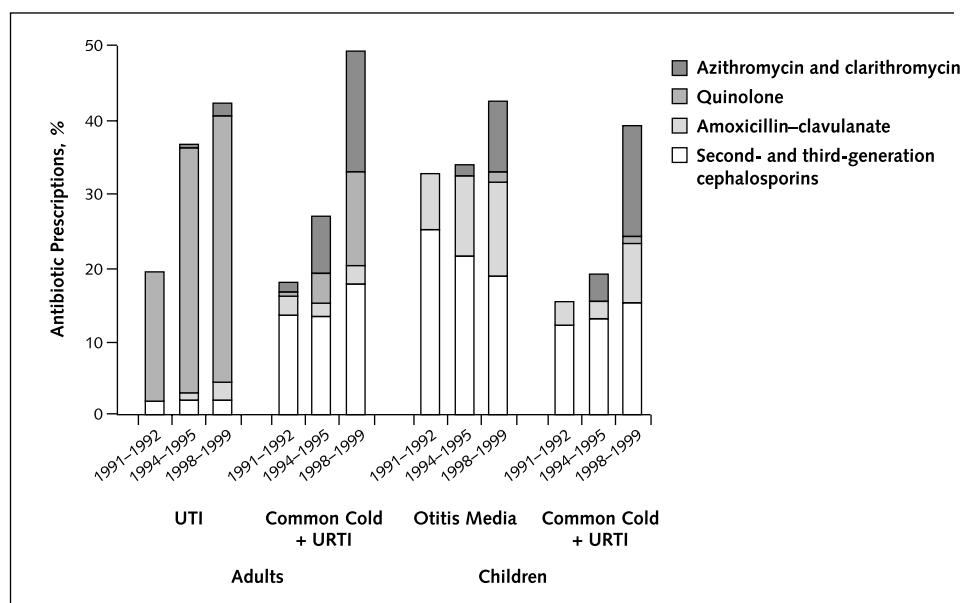
Increasing use of broad-spectrum antibiotics also has important implications for bacterial resistance. In addition to their broad-spectrum activity, quinolones, amoxicillin-clavulanate, and second- and third-generation cephalospo-

Figure 2. Antibiotic prescribing among children between 1991–1992 and 1998–1999.



Overall use of antibiotics decreased in pediatric visits for the common cold and unspecified upper respiratory tract infections (URTIs) ($P < 0.001$) and for pharyngitis ($P = 0.002$). Among children receiving an antibiotic, broad-spectrum agents made up an increased proportion of antibiotic prescriptions for each condition shown (for P values, see text). (Results are shown at the level of the patient visit: Broad spectrum indicates visits involving at least one broad-spectrum antibiotic; narrow spectrum indicates visits involving only narrow-spectrum agents.) The mean number of visits occurring annually during the study period is shown for each condition.

Figure 3. Use of broad-spectrum antibiotics for selected conditions.



Among adults, use of broad-spectrum agents increased for urinary tract infections (UTIs) and for the common cold and unspecified upper respiratory tract infections (URTIs) ($P < 0.001$ for both conditions). Among children, use of broad-spectrum agents increased for otitis media ($P = 0.044$) and for the common cold and URTIs ($P < 0.001$).

rins are widely used for empirical treatment of severe or complicated infections and for directed treatment of otherwise resistant organisms (31–34). The expanding use of these agents, which by the late 1990s made up more than one third of all adult antibiotic prescriptions, can promote escalating antimicrobial resistance within both individuals and communities (35–37). As a result, the medical profession risks losing some of its most potent therapies for patients with the greatest need (38).

Several clinical factors may help explain the increasing use of broad-spectrum antibiotics. Community-based physicians are prescribing fewer antibiotics overall, perhaps selecting sicker patients for treatment. At the same time, the number of elderly persons is growing rapidly, creating a cohort of patients who are more susceptible to invasive infections and antibiotic-resistant pathogens (35, 36, 39, 40). In recent years, some treatment guidelines have endorsed specific broad-spectrum antibiotics for the treatment of outpatient conditions, such as community-acquired pneumonia and urinary tract infections (41, 42).

However, these reasons fail to fully account for the increasing use of broad-spectrum agents. By the end of our observation period, broad-spectrum antibiotics made up half of all antibiotic prescriptions for adults and 40% of prescriptions for children. Our findings suggest that only a minority of patients receiving these drugs were likely to have a resistant or complicated infection that mandated their use. These drugs were used almost as frequently in young, generally low-risk adults as in older patients. Moreover, they were often prescribed in situations for which they provide little antimicrobial benefit over older anti-

otics. For example, azithromycin and clarithromycin were commonly used for pediatric otitis media despite having no established therapeutic superiority to amoxicillin for uncomplicated acute infections and limited utility in the treatment of complicated infections (43–45).

Broad-spectrum antibiotics are also being extensively used for conditions that often require no antibiotic treatment at all. Diseases with predominantly viral causes (the common cold, unspecified upper respiratory tract infections, and acute bronchitis) accounted for 22% of adult and 14% of pediatric prescriptions for broad-spectrum antibiotics. An additional one third of adult and two thirds of pediatric broad-spectrum prescriptions were for other non-pneumonic acute respiratory tract infections, for which the effectiveness of antibiotic treatment has been debated. Finally, the widening regional and geographic variation in antibiotic choice, which is inconsistent with known patterns of microbial resistance, suggests that prescribing decisions may be largely driven by forces other than microbiological characteristics of disease (1, 2, 40, 46).

Numerous other factors may influence prescribing behavior (20, 47). Once the decision to prescribe has been made, physicians and patients may believe that “newer is better” (48). They may also be attracted by the easy dosing schedules and the low rates of short-term side effects believed to be associated with some new agents (49). Physicians may not fully understand the bacteriologic characteristics of common infections and local resistance patterns and thus may be excessively skeptical about the likelihood and consequences of treatment failure (50, 51). Moreover, antibiotics may often be seen as a way to meet patient

expectations and terminate an office visit (52). Although motivated by perceived clinical benefits, physicians also face strong personal, economic, and legal incentives to reduce repeated visits, improve patient satisfaction, and maximize physician efficiency (20, 52, 53).

Pharmaceutical marketing to both physicians and patients can substantially influence attitudes, beliefs, and behaviors toward prescribing (54–61). Such marketing promotes the use of patented, and thus lucrative, medications. Over the study period, five of the six most prescribed antibiotics that gained at least 1% market share did so in the absence of generic competition. In contrast, every medication that lost at least 1% market share had generic competition before or during the decade. This includes cefactor, whose use gradually decreased from 8% to 1% of prescriptions after being challenged by generic competition in the mid-1990s.

Our study can only raise, not answer, questions about the factors that influence prescribing behavior. Moreover, our results should be interpreted in light of our study's limitations. Inaccurate survey completion, including failure to record antibiotics prescribed after the visit (for example, after chest radiography or throat culture results became available), may have led us to underestimate antibiotic use. We were also unable to distinguish initial visits from follow-up visits that may have occurred after a course of antibiotics was completed. Together, these factors may explain why patients with illnesses such as pneumonia and urinary tract infections received fewer antibiotics than would be expected. Data were collected on prescribed medications and therefore may not reflect which medications were actually taken. Finally, some patient diagnoses may have been inaccurately or imprecisely reported. This may include diagnosis shifting, in which physicians implicitly justify their choice of antibiotics by recording a modified diagnosis. However, because use of newer antibiotics increased across a wide variety of diagnoses, only extreme degrees of random misclassification would change our conclusions. Moreover, diagnosis shifting would probably underestimate the use of broad-spectrum antibiotics in clinically inappropriate settings.

Throughout the 1990s, many efforts were made to reduce the volume of unnecessary antibiotic prescribing. Physicians seem to have responded, but their increasing reliance on newer, largely broad-spectrum antibiotics may be breeding a new crisis in antibiotic resistance. Broad-spectrum agents have an important role in clinical care. However, their common use across many diagnoses, including predominantly viral illnesses, suggests that they are often prescribed unnecessarily. Improving the quality, not just the quantity, of medication prescribing will require better diagnostic tests, clinical trials, and new types of education (62, 63). Yet this will not be enough. Patients, providers, and health care leaders must make a serious commitment to changing the dynamics of outpatient prescribing. If this is done, the care of individual patients and

the health of the community at large can be substantially improved.

From San Francisco Veterans Affairs Medical Center and University of California, San Francisco, San Francisco, California; and Brigham and Women's Hospital and Harvard Medical School, Boston, Massachusetts.

Acknowledgment: The authors thank Eric Vittinghoff, PhD, Division of Epidemiology and Biostatistics, University of California, San Francisco, for his helpful assistance with statistical issues.

Grant Support: By the VA National Quality Scholars Program (Drs. Steinman and Landefeld); the Robert Wood Johnson Foundation Minority Medical Faculty Development Program (Dr. Gonzales); National Research Service Award 5T32PE11001-12 (Dr. Linder); and grants from the National Institute on Aging, the John A. Hartford Foundation, Dartmouth College, and a grant to Dartmouth College from the Pfizer Foundation (Dr. Landefeld).

Potential Financial Conflicts of Interest: *Honoraria:* R. Gonzales (SmithKline Beecham); *Grants received:* R. Gonzales (Abbott Laboratories, SmithKline Beecham, and Roche).

Requests for Single Reprints: Michael A. Steinman, MD, Division of Geriatrics, Box 181-G, San Francisco Veterans Affairs Medical Center, 4150 Clement Street, San Francisco, CA 94121; e-mail, mstein@itsa.ucsf.edu.

Current author addresses and author contributions are available at www.annals.org.

References

1. Resistance of *Streptococcus pneumoniae* to fluoroquinolones—United States, 1995-1999. MMWR Morb Mortal Wkly Rep. 2001;50:800-4. [PMID: 11785571]
2. Hyde TB, Gay K, Stephens DS, Vugia DJ, Pass M, Johnson S, et al. Macrolide resistance among invasive *Streptococcus pneumoniae* isolates. JAMA. 2001;286:1857-62. [PMID: 11597287]
3. Gupta K, Scholes D, Stamm WE. Increasing prevalence of antimicrobial resistance among uropathogens causing acute uncomplicated cystitis in women. JAMA. 1999;281:736-8. [PMID: 10052444]
4. Gonzales R, Sande M. What will it take to stop physicians from prescribing antibiotics in acute bronchitis? Lancet. 1995;345:665-6. [PMID: 7885119]
5. Goldmann DA, Weinstein RA, Wenzel RP, Tablan OC, Duma RJ, Gaynes RP, et al. Strategies to prevent and control the emergence and spread of antimicrobial-resistant microorganisms in hospitals. A challenge to hospital leadership. JAMA. 1996;275:234-40. [PMID: 8604178]
6. Jernigan DB, Cetron MS, Breiman RF. Minimizing the impact of drug-resistant *Streptococcus pneumoniae* (DRSP). A strategy from the DRSP Working Group. JAMA. 1996;275:206-9. [PMID: 8604173]
7. Low DE. Antimicrobial drug use and resistance among respiratory pathogens in the community. Clin Infect Dis. 2001;33 Suppl 3:S206-13. [PMID: 11524720]
8. Seppälä H, Klaukka T, Vuopio-Varkila J, Muotiala A, Helenius H, Lager K, et al. The effect of changes in the consumption of macrolide antibiotics on erythromycin resistance in group A streptococci in Finland. Finnish Study Group for Antimicrobial Resistance. N Engl J Med. 1997;337:441-6. [PMID: 9250845]
9. Austin DJ, Kristinsson KG, Anderson RM. The relationship between the volume of antimicrobial consumption in human communities and the frequency of resistance. Proc Natl Acad Sci U S A. 1999;96:1152-6. [PMID: 9927709]
10. Donskey CJ, Chowdhry TK, Hecker MT, Høyen CK, Hanrahan JA, Hujer AM, et al. Effect of antibiotic therapy on the density of vancomycin-resistant enterococci in the stool of colonized patients. N Engl J Med. 2000;343:1925-32.

[PMID: 11136263]

11. McCaig LF, Hughes JM. Trends in antimicrobial drug prescribing among office-based physicians in the United States. *JAMA*. 1995;273:214-9. [PMID: 7807660]
12. Linder JA, Stafford RS. Antibiotic treatment of adults with sore throat by community primary care physicians: a national survey, 1989-1999. *JAMA*. 2001;286:1181-6. [PMID: 11559262]
13. Huang ES, Stafford RS. National patterns in the treatment of urinary tract infections in women by ambulatory care physicians. *Arch Intern Med*. 2002;162:41-7. [PMID: 11784218]
14. Piccirillo JF, Mager DE, Frisse ME, Brophy RH, Goggin A. Impact of first-line vs second-line antibiotics for the treatment of acute uncomplicated sinusitis. *JAMA*. 2001;286:1849-56. [PMID: 11597286]
15. National Center for Health Statistics. Public Use Micro-Data File Documentation, National Ambulatory Medical Care Survey, 1999. Hyattsville, MD: National Technical Information Service; 2001.
16. National Center for Health Statistics. Public Use Data Tape Documentation: 1992 National Ambulatory Medical Care Survey. Hyattsville, MD: U.S. Department of Health and Human Services; 1994.
17. Steinman MA, Landefeld CS, Gonzales R. Predictors of broad-spectrum antibiotic prescribing for acute respiratory tract infections in adult primary care. *JAMA*. 2003;289:719-25.
18. International Classification of Diseases, Ninth Revision, Clinical Modification. Los Angeles, CA: Practice Management Information; 1998.
19. Stata Corp. Overview of survey estimation. *Stata User's Guide*, Release 6. College Station, TX: Stata Pr; 1999:321-33.
20. Avorn J, Solomon DH. Cultural and economic factors that (mis)shape antibiotic use: the nonpharmacologic basis of therapeutics. *Ann Intern Med*. 2000;133:128-35. [PMID: 10896639]
21. Snow V, Mottur-Pilson C, Cooper RJ, Hoffman JR. Principles of appropriate antibiotic use for acute pharyngitis in adults. *Ann Intern Med*. 2001;134:506-8. [PMID: 11255529]
22. Snow V, Mottur-Pilson C, Gonzales R. Principles of appropriate antibiotic use for treatment of acute bronchitis in adults. *Ann Intern Med*. 2001;134:518-20. [PMID: 11255531]
23. Snow V, Mottur-Pilson C, Gonzales R. Principles of appropriate antibiotic use for treatment of nonspecific upper respiratory tract infections in adults. *Ann Intern Med*. 2001;134:487-9. [PMID: 11255525]
24. Snow V, Mottur-Pilson C, Hickner JM. Principles of appropriate antibiotic use for acute sinusitis in adults. *Ann Intern Med*. 2001;134:495-7. [PMID: 11255527]
25. Takata GS, Chan LS, Shekelle P, Morton SC, Mason W, Marcy SM. Evidence assessment of management of acute otitis media: I. The role of antibiotics in treatment of uncomplicated acute otitis media. *Pediatrics*. 2001;108:239-47. [PMID: 11483783]
26. Schwartz B, Marcy SM, Phillips WR, Gerber MA, Dowell SF. Pharyngitis—principles of judicious use of antimicrobial agents. *Pediatrics*. 1998;101:171-4.
27. O'Brien KL, Dowell SF, Schwartz B, Marcy SM, Phillips WR, Gerber MA. Acute sinusitis—principles of judicious use of antimicrobial agents. *Pediatrics*. 1998;101:174-7.
28. O'Brien KL, Dowell SF, Schwartz B, Marcy SM, Phillips WR, Gerber MA. Cough illness/bronchitis—principles of judicious use of antimicrobial agents. *Pediatrics*. 1998;101:178-81.
29. Rosenstein N, Phillips WR, Gerber MA, Marcy SM, Schwartz B, Dowell SF. The common cold—principles of judicious use of antimicrobial agents. *Pediatrics*. 1998;101:181-4.
30. Drug Topics Red Book. 103rd ed. Montvale, NJ: Medical Economics; 1999.
31. Sensakovic JW, Smith LG. Beta-lactamase inhibitor combinations. *Med Clin North Am*. 1995;79:695-704. [PMID: 7791417]
32. Sable CA, Scheld WM. Fluoroquinolones: how to use (but not overuse) these antibiotics. *Geriatrics*. 1993;48:41-4, 49-51. [PMID: 8500773]
33. Marshall WF, Blair JE. The cephalosporins. *Mayo Clin Proc*. 1999;74:187-95. [PMID: 10069359]
34. Wright AJ. The penicillins. *Mayo Clin Proc*. 1999;74:290-307. [PMID: 10090000]
35. Chen DK, McGeer A, de Azavedo JC, Low DE. Decreased susceptibility of *Streptococcus pneumoniae* to fluoroquinolones in Canada. *Canadian Bacterial Surveillance Network*. *N Engl J Med*. 1999;341:233-9. [PMID: 10413735]
36. Clavo-Sánchez AJ, Girón-González JA, López-Prieto D, Canueto-Quintero J, Sánchez-Porto A, Vergara-Campos A, et al. Multivariate analysis of risk factors for infection due to penicillin-resistant and multidrug-resistant *Streptococcus pneumoniae*: a multicenter study. *Clin Infect Dis*. 1997;24:1052-9. [PMID: 9195057]
37. Doern GV. Antimicrobial use and the emergence of antimicrobial resistance with *Streptococcus pneumoniae* in the United States. *Clin Infect Dis*. 2001;33 Suppl 3:S187-92. [PMID: 11524718]
38. Neu HC. The crisis in antibiotic resistance. *Science*. 1992;257:1064-73. [PMID: 1509257]
39. Resident Population Estimates of the United States by Age and Sex: April 1, 1990 to July 1, 1999, with Short-Term Projection to November 1, 2000. Accessed at www.census.gov/population/estimates/nation/intfile2-1.txt on 13 November 2001.
40. Gupta K, Sahm DF, Mayfield D, Stamm WE. Antimicrobial resistance among uropathogens that cause community-acquired urinary tract infections in women: a nationwide analysis. *Clin Infect Dis*. 2001;33:89-94. [PMID: 11389500]
41. Gupta K, Hooton TM, Stamm WE. Increasing antimicrobial resistance and the management of uncomplicated community-acquired urinary tract infections. *Ann Intern Med*. 2001;135:41-50. [PMID: 11434731]
42. Bartlett JG, Dowell SF, Mandell LA, File TM Jr, Musher DM, Fine MJ. Practice guidelines for the management of community-acquired pneumonia in adults. *Infectious Diseases Society of America*. *Clin Infect Dis*. 2000;31:347-82. [PMID: 10987697]
43. Ioannidis JP, Contopoulos-Ioannidis DG, Chew P, Lau J. Meta-analysis of randomized controlled trials on the comparative efficacy and safety of azithromycin against other antibiotics for upper respiratory tract infections. *J Antimicrob Chemother*. 2001;48:677-89. [PMID: 11679557]
44. Appelbaum PC. Microbiological and pharmacodynamic considerations in the treatment of infection due to antimicrobial-resistant *Streptococcus pneumoniae*. *Clin Infect Dis*. 2000;31 Suppl 2:S29-34. [PMID: 10984325]
45. Dowell SF, Butler JC, Giebink GS, Jacobs MR, Jernigan D, Musher DM, et al. Acute otitis media: management and surveillance in an era of pneumococcal resistance—a report from the Drug-resistant *Streptococcus pneumoniae* Therapeutic Working Group. *Pediatr Infect Dis J*. 1999;18:1-9. [PMID: 9951971]
46. Whitney CG, Farley MM, Hadler J, Harrison LH, Lexau C, Reingold A, et al. Increasing prevalence of multidrug-resistant *Streptococcus pneumoniae* in the United States. *N Engl J Med*. 2000;343:1917-24. [PMID: 11136262]
47. Sargent J, Welch HG. Reducing “unnecessary” antibiotic use in primary care: hard rules, soft calls [Editorial]. *Eff Clin Pract*. 2001;4:136-8. [PMID: 11434077]
48. Hemminki E. Review of literature on the factors affecting drug prescribing. *Soc Sci Med*. 1975;9:111-6. [PMID: 1093256]
49. Bloom BS. Daily regimen and compliance with treatment [Editorial]. *BMJ*. 2001;323:647. [PMID: 11566816]
50. Walker S, McGeer A, Simor AE, Armstrong-Evans M, Loeb M. Why are antibiotics prescribed for asymptomatic bacteriuria in institutionalized elderly people? A qualitative study of physicians' and nurses' perceptions. *CMAJ*. 2000;163:273-7. [PMID: 10951723]
51. Gonzales R, Barrett PH Jr, Steiner JF. The relation between purulent manifestations and antibiotic treatment of upper respiratory tract infections. *J Gen Intern Med*. 1999;14:151-6. [PMID: 10203620]
52. Hamm RM, Hicks RJ, Bemben DA. Antibiotics and respiratory infections: are patients more satisfied when expectations are met? *J Fam Pract*. 1996;43:56-62. [PMID: 8691181]
53. Jain A, Ogden J. General practitioners' experiences of patients' complaints: qualitative study. *BMJ*. 1999;318:1596-9. [PMID: 10364121]
54. Avorn J, Chen M, Hartley R. Scientific versus commercial sources of influence on the prescribing behavior of physicians. *Am J Med*. 1982;73:4-8. [PMID: 7091173]
55. Lurie N, Rich EC, Simpson DE, Meyer J, Schiedermayer DL, Goodman JL, et al. Pharmaceutical representatives in academic medical centers: interaction with faculty and housestaff. *J Gen Intern Med*. 1990;5:240-3. [PMID: 2341925]
56. Steinman MA, Shlipak MG, McPhee SJ. Of principles and pens: attitudes

and practices of medicine housestaff toward pharmaceutical industry promotions. *Am J Med.* 2001;110:551-7. [PMID: 11347622]

57. **Wazana A.** Physicians and the pharmaceutical industry: is a gift ever just a gift? *JAMA.* 2000;283:373-80. [PMID: 10647801]

58. **Chren MM, Landefeld CS.** Physicians' behavior and their interactions with drug companies. A controlled study of physicians who requested additions to a hospital drug formulary. *JAMA.* 1994;271:684-9. [PMID: 8309031]

59. **Chew LD, O'Young TS, Hazlet TK, Bradley KA, Maynard C, Lessler DS.** A physician survey of the effect of drug sample availability on physicians' behavior. *J Gen Intern Med.* 2000;15:478-83. [PMID: 10940134]

60. **Bodenheimer T.** Uneasy alliance—clinical investigators and the pharmaceutical industry. *N Engl J Med.* 2000;342:1539-44. [PMID: 10816196]

61. **Bell RA, Kravitz RL, Wilkes MS.** Direct-to-consumer prescription drug advertising and the public. *J Gen Intern Med.* 1999;14:651-7. [PMID: 10571712]

62. **Avorn J, Soumerai SB.** Improving drug-therapy decisions through educational outreach. A randomized controlled trial of academically based "detailing". *N Engl J Med.* 1983;308:1457-63. [PMID: 6406886]

63. **Soumerai SB, McLaughlin TJ, Avorn J.** Improving drug prescribing in primary care: a critical analysis of the experimental literature. *Milbank Q.* 1989;67:268-317. [PMID: 2698446]

About a dozen beds away from me was *numero 57*—I think that was his number—a cirrhosis of the liver case. Everyone on the ward knew him by sight because he was sometimes the subject of a medical lecture. On two afternoons a week the tall, grave doctor would lecture in the ward to a party of students, and on more than one occasion old *numero 57* was wheeled on a sort of trolley into the middle of the ward, where the doctor would roll back his nightshirt, dilate with his fingers a huge, flabby protuberance on the man's belly—the diseased liver, I suppose—and explain solemnly that this was a disease attributable to alcoholism, commoner in the wine-drinking countries. As usual he neither spoke to his patient nor gave him a smile, a nod of any kind of recognition. While he talked, very grave and upright, he would roll the wasted body between his two hands, sometimes giving it a gentle roll to and fro, in just the attitude of a woman handling a rolling-pin. Not that *numero 57* minded that kind of thing. Obviously he was an old hospital inmate, a regular exhibit at lectures, his liver long since marked down for a bottle in some pathological museum. Utterly uninterested in what was said about him, he would lie with his colourless eyes gazing at nothing, while the doctor showed him off like a piece of antique china.

George Orwell

"How the Poor Die"

Essays

London: Penguin Books; 1994:390-391

Submitted by:

Stephen J. Williams, MD

Bologna, Italy

Submissions from readers are welcomed. If the quotation is published, the sender's name will be acknowledged. Please include a complete citation (along with page number on which the quotation was found), as done for any reference.—*The Editor*

Current Author Addresses: Drs. Steinman and Landefeld: Division of Geriatrics, Box 181-G, San Francisco Veterans Affairs Medical Center, 4150 Clement Street, San Francisco, CA 94121.

Dr. Gonzales: Department of Medicine, Box 1211, University of California, San Francisco, San Francisco, CA 94143-1211.

Dr. Linder: Division of General Medicine, Department of Medicine, Brigham and Women's Hospital, 75 Francis Street, Boston, MA 02115.

Author Contributions: Conception and design: M.A. Steinman, J.A. Linder.

Analysis and interpretation of the data: M.A. Steinman, R. Gonzales, J.A. Linder, C.S. Landefeld.

Drafting of the article: M.A. Steinman, R. Gonzales, J.A. Linder.

Critical revision of the article for important intellectual content: M.A. Steinman, R. Gonzales, J.A. Linder, C.S. Landefeld.

Final approval of the article: M.A. Steinman, R. Gonzales, J.A. Linder, C.S. Landefeld.

Statistical expertise: M.A. Steinman, R. Gonzales, J.A. Linder.

Collection and assembly of data: M.A. Steinman.